


Logging into your UAW 402 App

Android:


1. Look up “UAW 402” (Not UAW Local 402) in the Play Store, and Install the app



About this app →

Receive the latest updates, news, and upcoming

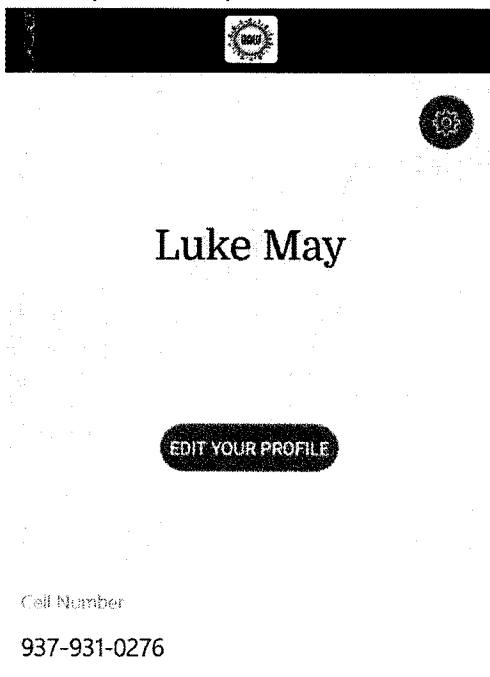
2. Open the UAW app



3. Enter your email address used in our old email, and the password "uaw402Member1"




4. Press log in, and you should see a screen like the following. If you're unable to log in, click "Forgot your password?" and reset your password. If the issue persists, please contact us for assistance.




5. Change your password from your profile to something more secure.

iOS:

1. Look up “UAW 402” (Not UAW Local 402) in the App Store, and click “Get” to install it



2. Open the UAW app



3. Click "Login"



4. Fill in your credentials. Your email will be the same as on the old app, but the password will be "uaw402Member1" until you update it.



5. Click "Login". If you're unable to log in, click "Forgot your password?" and reset your password. If the issue persists, please contact us for assistance.
6. After logging in, it's a good idea to change your password to something more secure.